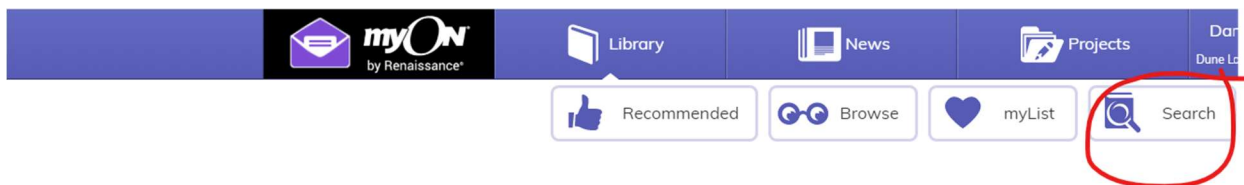


How to Search MyON for Books on Your Child's AR Level

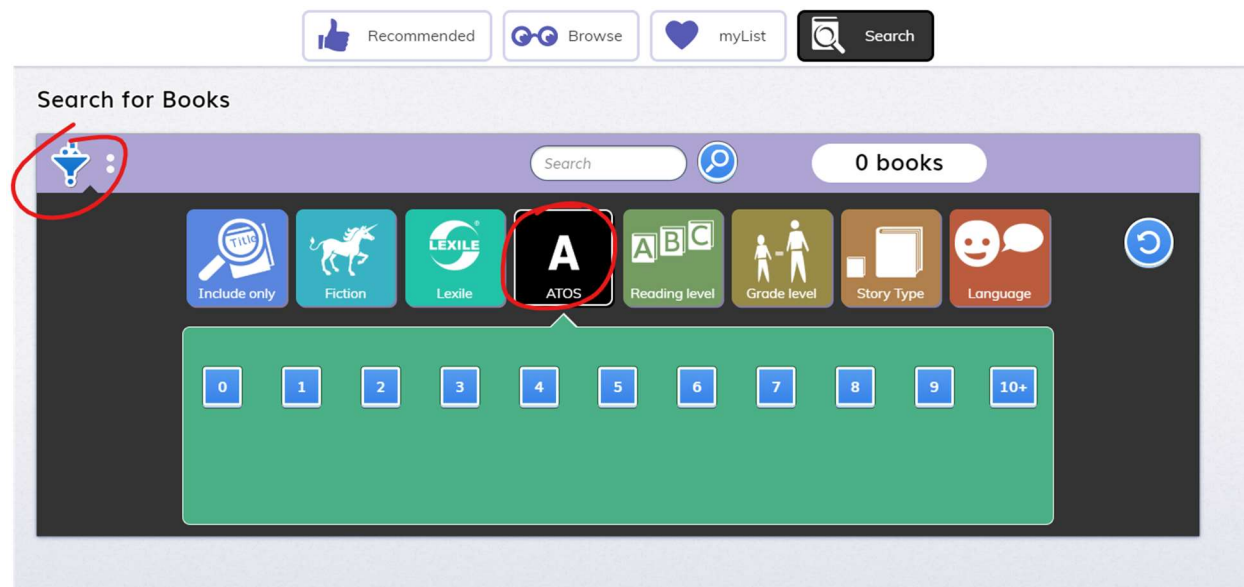
Step 1: Sign in to MyON and click on the Library tab.



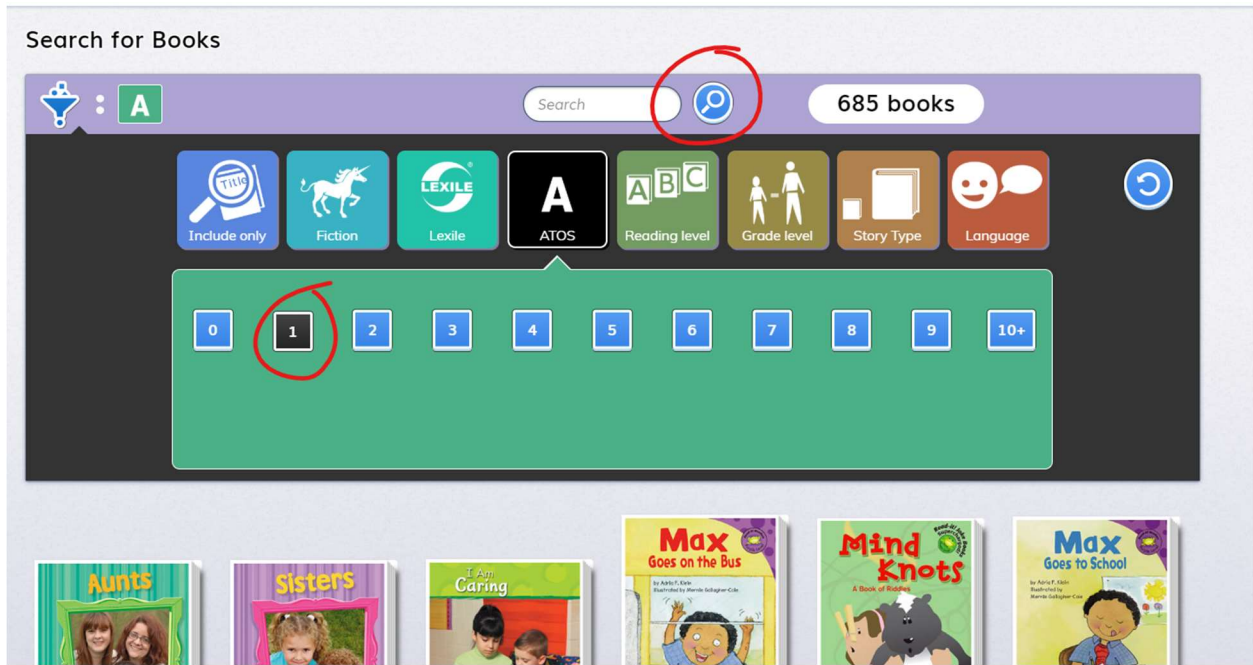
Step 2: Click on the Search option.



Step 3: Click on the funnel and then click on ATOS.



Step 4: Click on the box that relates to the AR level (ATOS) for your child. If you do not know your child's level, please check with their teacher. Then click on the magnifying glass. This will bring up a selection of books on your child's level.



MyON has built in assessments that it uses to adjust the level of books that are recommended for your child. Please encourage your child to answer the questions at the end of each book and also complete the occasional test that appears when they finish a book (it looks like a paragraph of text with drop down boxes, your child should read it and select the correct word). This will help to ensure that the books shown to your child match their ability. You can always search by ATOS level to ensure the books are at the correct AR level.

Please do not follow the link at the end of myON books to take AR tests. This has been causing issues and not allowing children to test. Write down the title or quiz number (found in the info section for each book), go to ClassLink, open Renaissance Place (RP) and take the AR test from there.